



# Kaitaia Primary School

Kia Ngāwari (Be Kind)

## NEWSLETTER

Thursday 25 June 2026 Term 2 Week 10



Wk 8  
MANAWA  
Winners

Wk 8 Best  
Attendance Rm 2  
Wk 8 Best  
Uniform  
Rms 6, 22 & 9

Kia ora koutou!

I was absolutely blown away by the support we saw at Whānau Day this term. It was such a privilege to share our classroom learning time with those who came in to check out some learning activities from all around the world. Well done to all our teaching teams for organising so many fun activities for everyone to do on the day. Special thanks to Melissa and the team from Te Rarawa who ran some exciting outdoor activities in our Middle Syndicate area.

One week to go Whānau and we will be half way through winter! There have been quite a few flu and tummy bugs going around and covid is still out there too. It's taken quite a few of our staff out, including me and we may not be through the worst of it just yet. Stay warm and safe out there Whānau. Rest up and recharge in the holiday break and we'll all tackle the second half of winter in term three.

Nga mihi

Mr Morrissey (Mr M)  
Principal



Wk 9 Best  
Attendance Rm 8  
Wk 9 Best  
Uniform  
Rms 2, 22 & 23

Wk 9  
MANAWA  
Winners

### Reminders

- School Assemblies are held every Friday at 9.45am. Whanau are always welcome to attend these with us.
- Head lice/nits/kutus are making the rounds at school. They are very common so there is no need for alarm, however they should be treated quickly to prevent them from spreading. Please check your child's hair.
- Follow our school Facebook page to see notices, reminders, event results, and photos from around our school: [www.facebook.com/kaitaiaprimery](http://www.facebook.com/kaitaiaprimery)
- For those with a sore throat there are FREE Throat Swabs at Brown's Community Pharmacy for aged 3 to 35 years (with emphasis on children and adolescents aged 4 to 19 years)

### Upcoming Events

- Friday 3rd July - Last Day Term 2
- Matariki is in the School Holiday's
- Monday 20th July - First Day of Term 3

## Spotted at School



Room 2  
Whānau Day  
Fun in the  
Hall



Tonga was well  
represented at  
our Cultural  
Whānau Day



Room 13 with  
Olympic  
Ambassador  
Connor Bell


# HIGHLIGHTS FROM...



## Room 1


Room 1 has had a wonderful Term with lots of 'hands on' learning. Last week we were lucky enough to get taught how to make kawakawa balm with CBEC and got to take some home. This was a great way to end our learning around nature and how plants can be used as medicine.

We had a great whanau day, focusing on creating a supporting classroom culture. We taught our whanau about Mana Potential and sources of strength. Together with our whanau, we made Mana Potential Tiki necklaces which we love to wear and use to communicate our feelings. Our bug hotel is set up under the trees and we love spending our breaks hunting for bugs to move into the hotel.



## Room 6

It has been an incredibly busy and exciting Term 2 of learning in Room 6! First, our young scientists have been diving deep into native wildlife by studying the Kiwi. We explored what makes this unique bird so special and researched what a kiwi needs to survive in the wild. In addition to our Kiwi studies, we have been exploring the cultural significance and meaning of Matariki. We have loved learning the stories behind the Māori New Year and discovering what each star in the cluster represents. Also, a massive thank you to all the amazing whānau who came along to our Whānau Day! It was wonderful to see you all, share our space with you, and celebrate the incredible learning your children have been doing.



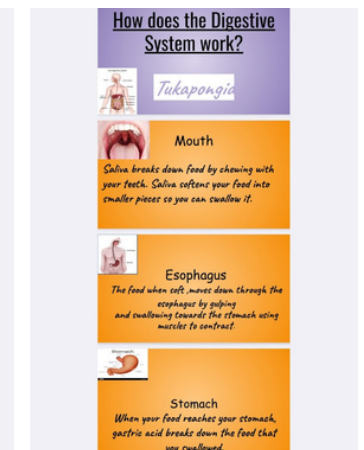
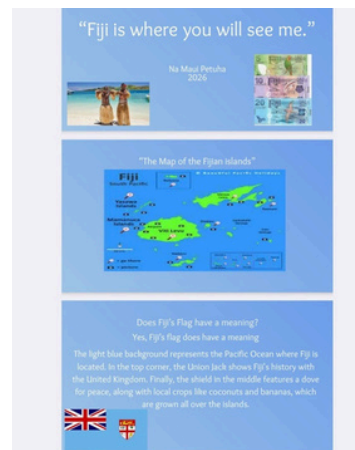
## Room 21

### Term 2 Learning in Room 21!

Science: The digestive system plays an extremely important role in our tinana! Knowing what each organ does and how to keep it functioning is also important.

Matikiho was a hit with our Tamariki. Organised by Te Rarawa our tamariki had opportunity to partake in many cool learning experiences from the latest Tech based rodent traps to V.R's!

As a build up to Whānau Cultural day we wanted to learn about us, Gen Alpha. But before that we needed to learn about generations before us. Our Nan's, Mum's & Dad's. This gave a better insight into how each Generation contributed to the growth of our economy and what we as 'digital natives' are expected to accomplish in our lifetime.



## Room 23

Tēnā koutou katoa. Room 23 is wrapping up our final week of Water Safety at the Kaitaia Sports Hub!

It has been an action-packed term for everyone. Highlights from Room 23 include exploring how the digestive system works, researching chosen countries or cities for a cultural case study, and sharpening our everyday math and literacy skills.

## Treating yourself and your whānau

### How to apply scabies cream or lotion

- Treat everyone in the house at the same time before bed, even if not itchy.
- Apply permethrin cream or lotion over all your skin. If you can't get help applying cream to your back, talk to your healthcare provider about other treatment options.
- Use enough cream or lotion to cover skin fully. Ensure enough cream or lotion for everyone in the house, and for the repeat treatment in 7 days.
  - Each treatment for an adult-sized person needs one or two bottles if they are larger.
  - Children 5-12 years; half to one bottle.
  - Children 2-5 years; quarter of a bottle.
  - For a child under 2 years; less than a quarter of a bottle.

### Before you go to bed - Day 1

- Apply cream or lotion all over your skin, avoiding your eyes, nose and mouth.
- Start with your face, scalp, ears and neck, then your chest, arms and legs, including armpits, belly button, feet, toes and toenails.
- Get help to cover hard-to-reach areas like your back.
- Wash your hands, apply cream or lotion to your genital skin and between the buttocks, wash your hands again and then reapply to hands, wrists, between your fingers and under nails. Reapply if hands washed overnight.
- Leave cream overnight for 8 to 12 hours.



### The next day

- Wash cream off. Put on clean clothes not worn for 4 days.
- Treat clothing and household items used in the last 4 days.
- See overleaf - Treat household items to stop scabies coming back.



### 7 days later

- Repeat treatment exactly as Day 1 to kill newly hatched eggs and make sure scabies doesn't come back.
- Re-treat clothes and household items.



### 10 to 14 days later

- Check all household members for new itchy spots or rash.
- If new spots appear, seek advice from your healthcare provider.

### Other information

If you are unable to apply cream or lotion as described, talk to your healthcare provider about other treatment like tablets. For more information, visit [info.health.nz/scabies](https://www.health.govt.nz/scabies).

# Treat household items and stop scabies coming back

Scabies mites and eggs can live off the body for several days. After each personal treatment, clean clothing, bedding and household items to stop scabies coming back.

## Day 1:

Personal treatment for everyone at home. Apply cream or lotion to all your skin and leave overnight.

Follow your healthcare provider's instructions if you are taking tablets.

See overleaf – Treating yourself and your whānau.

## The next day

After personal treatment, treat sheets, pillowcases, duvet covers, towels, facecloths, soft toys and clothing used in the last 4 days.

Choose one of the following methods to kill the mites and their eggs.



Hot wash cycle over 50°C for more than 10 minutes



Put dry items in the dryer on HOT for at least 10 minutes



Freeze for at least 5 hours (could be overnight)



Seal in a plastic bag for 4 days

## days 2 to 5:

Clean carpets, soft furnishings and car seats (adult and child). Vacuum each day for 4 days.



### Car seats



Give removable coverings a hot wash



Vacuum clean or wipe surfaces



Children's car seats can be sealed in a plastic bag for 4 days

## DAYS 8 to 10:

After your second personal treatment on day 7, repeat the treatment of clothing and household items exactly as before.